




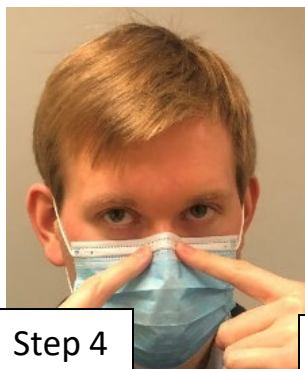
Step 1



Step 2



Step 3



Step 4



Step 5

All instructions follow CDC guidelines.

Donning a Face Mask with Ear Loops

Step 1: Wash/sanitize hands

Step 2: Orient mask so colored side is facing out and stiff bendable edge is on top.

Step 3: Holding ear loops, pull around ears.

Step 4: Mold bendable edge to nose.

Step 5: Expand mask to cover nose and chin.

DO NOT WEAR UNDER CHIN



Doffing/Removing a Face Mask with Ear Loops

Step 1: Wash/sanitize hands.

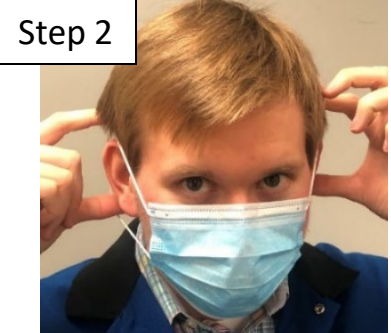
Step 2: Grasp ear loops.

Step 3: Remove ear loops from head. Pull mask away from face without touching front of mask.

Step 4: Fold outside of mask in on itself. Store if clean. Discard if soiled.



Step 1



Step 2



Step 3




Step 4



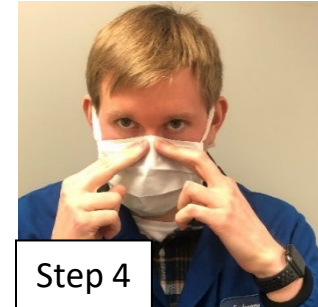
Step 1



Step 2



Step 3



Step 4



Step 5

All instructions follow CDC guidelines.

Donning a Face Mask with Ties

Step 1: Wash/sanitize hands.


Step 2: Orient mask so colored side is facing out and stiff bendable edge is on top.

Step 3: Holding top ties, tie behind head above ears.

Step 4: Mold bendable edge to nose.

Step 5: Tie bottom ties behind head on neck. Expand mask face piece.

DO NOT WEAR UNDER CHIN



Doffing/Removing a Face Mask with Ties

Step 1: Wash/sanitize hands

Step 2: Untie bottom ties from neck area.

Step 3: Untie top ties from crown of head.

Step 4: Pull mask away from face without touching front of mask.

Step 5: Fold outside of mask in on itself. Store if clean. Discard if soiled.



Step 1




Step 2



Step 3



Step 4



Step 5